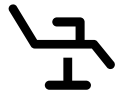


Fellowship Course

COMPREHENSIVE CLINICAL DENTISTRY



KEY FEATURES



**100% CLINICAL WORK
ON PATIENTS**



**BASIC TO ADVANCED
PROCEDURES**



SMALL BATCH SIZE



**MATERIALS, INSTRUMENTS, EQUIPMENT & PATIENTS PROVIDED
CANDIDATES ONLY HAVE TO BRING THEIR AIROTAR, ROTARY FILES, NiTi Flex Files ,
EXTRACTED TEETH AND DOCTOR'S COAT/ SCRUB**

MODULES COVERED:

- Dental Medicine & Diagnostics
- Clinical Endodontics
- Rotary Endodontics
- Single Visit Endodontics
- Endodontics for Complex Cases
- Re Treatment Endodontics
- Endodontics under Magnification
- Restorations
- Post & Core
- Crown Preparations
- Oral Surgery
- Dental Aesthetics
- Periodontics
- LASERS
- Pedodontics
- Implants

Course Highlights:

This course prepares you for working on patients independently and confidently in clinical practice (your own or as a job at a clinic).

You will learn on patients in a **small batch size** with a **dedicated experienced faculty** for your batch so that you get **personal attention** to ensure effective learning.

All **mentioned case numbers are 100% on patients**, and this is the best course for you if you want to **learn all required clinical skills to handle all types of patients confidently**:

- Rotary RCTs, Single Sitting RCTs, Complex RCTs – C shaped canals, calcified canals, tortuous canals, Re RCTs etc.
- Complicated RCTs with broken instruments, ledge formations, perforations etc.
- Post & Core – required in root canal treated teeth with weakened tooth structure
- Crown Preparations – that must be done in all post endo patients
- Working under loupes for a magnified view
- Oral Surgery cases: non-surgical extractions, surgical extractions and impactions
- Incisions & Flaps
- Periodontal surgery cases
- Use of soft tissue LASERS for surgical cases
- Use of electrocautery for surgical cases
- Aesthetic cases: composite veneers, composite build ups in anterior teeth
- Pulpotomy & Pulpectomy in pediatric patients
- Prosthodontic cases: Removable and fixed partial dentures
- Implants & Implant Prosthesis

Procedure Wise Case Numbers:

Procedures	Fellowship in Comprehensive Clinical Dentistry
RCTs (including rotary)	25
Restorations	25
Crown Preparations	20
Post & Core	6
Endo Cases under Magnification	5
LA Patients	25
Extractions	8
Surgical Extractions/ Impactions	8
Flaps	8
1 Day LASER Course	Yes
LASER & Electrocautery Periodontal Surgery Cases	8
1 Day Smile Design & Aesthetic Dentistry Course	Yes
Composite Veneers	6
Ortho Bonding	Yes
Pulpectomy - Pediatric Patients	4
2 Days Implant Course	Yes
Implants	3
Implant Prosthesis	3
FPD	2
RPD	2

Note:

- 1) If the candidate is regular and punctual throughout the course duration, he/she will get 20-25% more case numbers
- 2) Mobile teeth are not counted in the extraction case numbers
- 3) RCT difficulty level is gradually increased, you will get maxillary molars, complex anatomy cases, re-treatment cases, etc. as you progress through your course

Course Duration & Course Fee:

	Fellowship in Comprehensive Clinical Dentistry	Fellowship in Comprehensive Clinical Dentistry With Cosmetology, Facial Aesthetics & Trichology
Duration	6 Months	7 Months
Fee	2,75,000/-	3,20,000/-
Stipend	10,000/- per month (paid for the last 2 months)	10,000/- per month (paid for the last 2 months)

NOTE: Details of Cosmetology, Facial Aesthetics & Trichology Course are shared ahead in this brochure

This course enables to you enhance your clinical practice by 15,000-25,000/- per month within the first six months

Certificate Course

COSMETOLOGY, FACIAL AESTHETICS & TRICHOLOGY

Course Highlights:

Our course in Cosmetology, Facial Aesthetics & Trichology is meant for you if you want to **enhance your practice and significantly increase your earning potential.**

Our course instructors are currently practicing in the cosmetology field and not just lecturers like many courses

We give you **complete guide to start your cosmetology practice within your budget.**

Complete reading material is provided for reference.

We provide **100% work on patients.**

After course support is provided to all course candidates.

You will be able to do the following procedures on completion of the course:

- Face Micro Needling & Mesotherapy using PRP
- Hair Micro Needling & Mesotherapy using PRP
- Chemical Peels
- Botulinum Toxin/Botox
- Dermal Fillers (Naso-labial)
- Mono Threads
- LASERS for hair removal
- LASERS for skin lightening, skin glow and pigmentation reduction
- Medi-Facials: Photo Facial, Carbon Facial, Hydra Facial
- Fractional CO2
- Tattoo Removal

Course Schedule:

Day	Subject	Type of Session	Topic
1	Dental Medicine & Diagnostics	Lecture with Clinical Application	Case History, Clinical Examination, Clinical Terminologies, Imaging Techniques, Radiographic Anatomy, Radiographic Interpretation
		Demonstration	Demonstration of palpation of different lymph nodes on a subject
		Demonstration	Demonstration of TMJ examination on a subject
		Demonstration	Demonstration of Blood Pressure measurement using sphygmomanometer
		Demonstration	Demonstration of patient position, film placement & angulations on a subject for maxillary & mandibular incisors, canines, premolars & molars
1	Endodontics	Lecture with Clinical Application	Endodontic Microbiology, Diseases of Pulp & Periapical Tissues Clinical Diagnostic Methods
		Demonstration	Demonstration of Pulp vitality tests
2	Oral Surgery	Lecture with Clinical Application	Anatomy of the skull, Trigeminal Nerve – Ophthalmic Nerve, Anatomy of the Maxilla (faculty also demonstrates the topic on skull)
2	Endodontics	Lecture with Clinical Application	Anatomy of the Pulp Cavity & It's Access Opening
2	Dental Medicine & Diagnostics, Endodontics	Pre-Clinical	TMJ examination, lymph node palpation, blood pressure measurement, radiographic techniques Start RCT on extracted teeth
3	Oral Surgery	Lecture with Clinical Application	Maxillary Nerve & Maxillary LA Techniques (faculty also demonstrates the topic on skull)
3	Endodontics	Lecture with Clinical Application	Working Length, Bio Mechanical Preparation Irritants & Irrigation Devices
3	Endodontics	Demonstration	Demonstration of Apex Locator for working length assessment
3	Periodontics	Lecture with Clinical Application	Scaling, Root Planning , Curettage, Non-Surgical Management of Deep Periodontal Pockets
4	Oral Surgery	Lecture with Clinical Application	Anatomy of the Mandible, Mandibular Nerve & Mandibular LA Techniques (faculty also demonstrates the topic on mandible)
4	Endodontics	Lecture with Clinical Application	Intracranial Medicaments, Obscuration Medications in endodontic treatment
5	Oral Surgery	Lecture & Demonstration	Exodontia + Demonstration of Exodontia Instruments
5	Oral Surgery	Demonstration	Suturing Demonstration
5	Endodontics	Lecture & Demonstration	Crown Preparation for PFM & Zirconia Crowns, followed by demonstration
6	Endodontics	Pre-Clinical	Completion of RCT on Extracted Teeth
6	Endodontics, Oral Surgery	Discussion & Assessment	Endodontics & Oral Surgery Topics (RCT patient allotment is started post pre-clinical approval & assessment)
7	Endodontics	Pre-Clinical	Start Crown Preparation on Extracted Teeth
7	Oral Surgery	Pre-Clinical	Start Suturing Exercise on Suturing Pads
8	Periodontics	Lecture & Demonstration	Armamentarium for periodontal procedures Surgical management in Periodontics, Electrocautery & LASER installation (LASER & electrocautery cases are started after completion of this session)
9	Oral Surgery	Lecture with Clinical Application	Surgical Extractions Impactions (Surgical OS cases are started after completion of this session)
10	Endodontics	Lecture & Demonstration	Post & Core followed by demonstration (Post & Core cases are started after completion of this session)
10	Endodontics	Pre-Clinical	Completion of Crown Preparation on Extracted Teeth (Crown preparation cases are started after pre-clinical approval)
			Completion of Suturing Exercise on Suturing Pads
14	Endodontics	Demonstration & Pre-Clinical	Rotary RCT on Extracted Teeth – Demonstration + Practice (Rotary RCT cases are started after this session)
15	Aesthetics	Lecture with Clinical Application	Understanding Smile Design & Aesthetic Dentistry Dental Laminates & Veneers, Composite Veneers
16	Aesthetics	Lecture with Clinical Application	Ceramic Veneers Bleaching
17	LASER Course	Lecture, Demonstration & Patient Work	Soft Tissue LASERS

25	Pedodontics	Lecture with Clinical Application	Clinical Tips for Behavior Management in Pediatric Patients Pulpotomy & Pulpectomy (Pedodontic cases are started after this session)
30	Prosthodontics	Lecture with Clinical Application	Removable Partial Denture (RPD)
31	Prosthodontics	Lecture with Clinical Application	Fixed Partial Denture (FPD) (Prosthodontic cases are started after this session)
35	Orthodontics	Demonstration & Assistance	Ortho Bonding

Clinical Schedule:

Patients are allotted after pre-clinical approval & assessment scheduled on day 6.

Note:

The complete schedule as shared above is applicable for comprehensive clinical dentistry (long term) candidates.

The following sessions are not applicable for general dentistry candidate –Day 5: Suturing Demonstration, Day 7: Suturing Pre-Clinical, Day 9: Oral Surgery Lecture on Surgical Extractions & Impactions.

The following sessions are not applicable for general dentistry & comprehensive general dentistry candidates – Day 3 & Day 8: Periodontics Lectures, Day 15 & 16: Aesthetics sessions, Day 17: LASER course, Day 25: Pedodontics session, Day 30 & 31: Prosthodontics sessions, Day 35: Orthodontics session.

2 days Implant course is conducted for mastership general dentistry candidates as per the planned implant course schedule during their course duration.

INTERNATIONAL EDUCATION BOARD

DEPARTMENT OF ADVANCED DENTISTRY AND TRAINING

Fellowship Certificate

On the recommendation of the Academic Council, and in recognition of having passed with

Distinction

Dr. Uma Yadav

is hereby awarded the

Fellowship in Comprehensive Clinical Dentistry

Conferred by the International Education Board Department of Advanced Dentistry and Training (IEBDADT), through an IEBDADT-accredited institution

ClinMasters Dental Academy

at ITS Dental College, Hospital & Research Center


Given on this


12th day of November 2025

Course Start Date

12th May 2025

24 Weeks


Dr. Sachit Anand Arora
Principal


Dr. Supriya Singh
Course Faculty


Dr. Saloni Kanodia
Course Faculty


Dr. Prachi Mishra
Course Faculty


Dr. Anju Agarwal
Course Faculty

INTERNATIONAL EDUCATION BOARD
Registration Number : 13759057
UK Register of Learning
Provider Number: 10090437
Registered Office,
128 City Road, London, EC1V 2NX



INTERNATIONAL EDUCATION BOARD

DEPARTMENT OF ADVANCED DENTISTRY AND TRAINING

Enrollment No.: 201450011



on recommendation of the Academic Council has conferred upon
and having passed the **Cosmetology, Facial Aesthetics & Trichology** with
Distinction

With all its rights and privileges in witness whereof the seal of the
International Education Board Department of Advanced Dentistry and Training

Dr Apoorva Dwivedi

has been awarded with

"Board Certified in Cosmetology, Facial Aesthetics & Trichology"
from IEBDADT accredited academy

ClinMasters Dental Academy

is here unto affixed.


Given on this 31 day of March, 2025


Certificate Number: CLM00200125

IEB, International Education Board, is a world-leading independent authority established to assess and certify educational knowledge. The International Education Board is a private education board registered in the United Kingdom but not regulated by UK government supervision. This institution also recognizes instructional skills, competencies and professional abilities derived from internationally accepted best practices.



INTERNATIONAL EDUCATION BOARD
Registration Number: 13759057
UK Register of Learning
Provider Number: 10090437
Registered Office:
128 City Road, London, EC1V 2NX,
United Kingdom.
Contact: +44 745 127 7880




DR. BRIAN ROBINSON
Chancellor,
International Education Board



IEB Sample Certificate - Fellowship In Comprehensive Clinical Dentistry

IEB Sample Certificate - Cosmetology & Facial Aesthetics

COURSE LIST

- Clinical Endodontics
- Advance Clinical Endodontics
- General Dentistry
- Smile Design & Aesthetic Dentistry
- Oral Implantology
- Advanced Oral Implantology
- Advanced Cosmetology , Facial Esthetics & Trichology
- Hair Transplant
- Oral Surgery
- Impactions
- LASER Dentistry
- Clinical Pedodontics
- Clinical Periodontics
- Clinical Prosthodontics
- Trauma Management
- CBCT Interpretation & Reporting
- Conscious Sedation

Customization of courses is also done as per requirement

Accommodation available in campus

CONTACT US

**47, Knowledge Park III,
Greater Noida, Uttar Pradesh 201308**



<https://bit.ly/cmdirection>



+91 87-9595-8787, 95-9898-8787



www.clinmasters.com



learn@clinmasters.com

FOLLOW US ON:



www.instagram.com/clinmasters



www.facebook.com/clinmastersgn